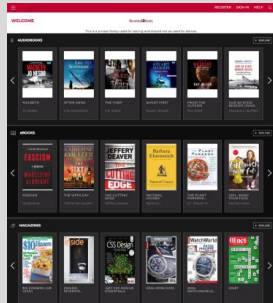


Log in to accounts, your content formats will display in categories and in menu – checkout – enjoy!

Access your library's RBdigital collection in a browser to create an account.

Choose Register or Sign In with existing account

1

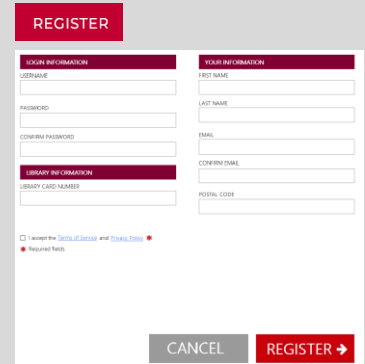


New User enter library and user information

Review Terms Privacy Policy

Click Register

2

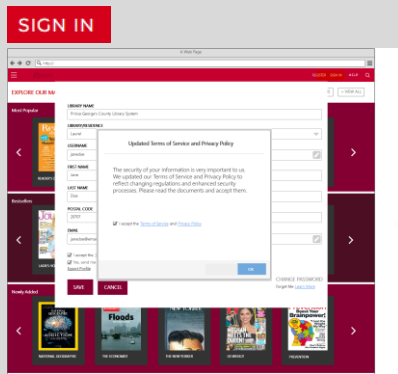


Existing user click SIGN IN

Review Terms Privacy Policy and click OK

Click SIGN IN

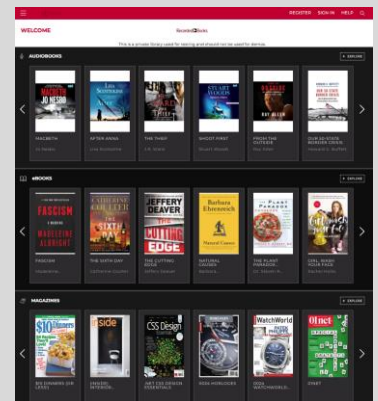
3



RBdigital will open to your library collection homepage

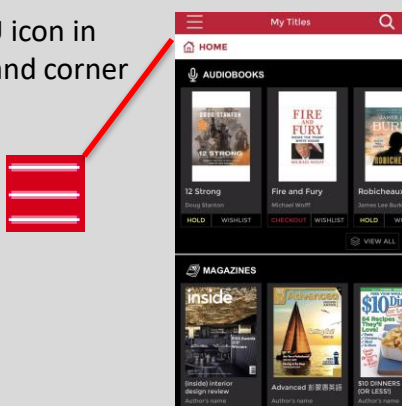
Available content will display

4



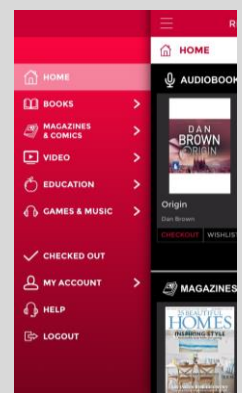
Select MENU icon in upper-left hand corner

5



Scroll through content sections or select a format from menu to view more content

6



Note: Scroll through content formats and specific titles or services to view featured items. You may also search for additional items and/or tap on a title cover to open a detail page and complete checkout.


Log in to accounts, your content formats will display in categories and in menu – checkout – enjoy!

Download RBdigital App



Mobile apps require an existing RBdigital account
Refer to the desktop-browser steps to create an account

1



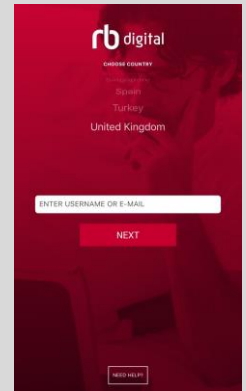
Open App

Choose country

Enter username

Click Next

2



If prompted, select your library and enter password

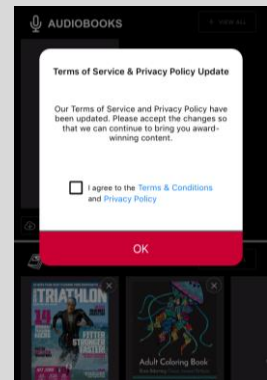
RBdigital will open to your library collection homepage

3

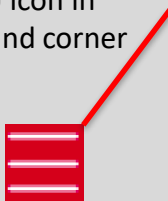


You will be asked to confirm Terms of Service and our Privacy Policy before continuing

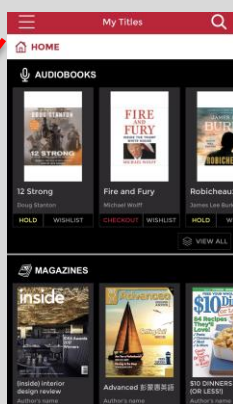
4



Select MENU icon in upper-left hand corner

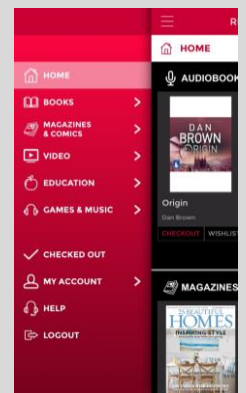


5



Scroll through content sections or select a format from menu to view more content


6



Note: Scroll through content formats and specific titles or services to view featured items. You may also search for additional items and/or tap on a title cover to open a detail page and complete checkout.

Log in to accounts, your content formats will display in categories and in menu – checkout – enjoy!

Open Menu and tap BOOKS

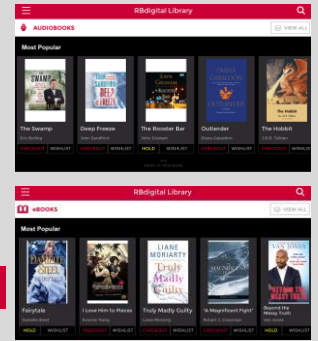


1

Select format and browse featured title carousels

Tap cover to open title detail page

Tap search icon to search full title list



Tap Checkout to add book to your personal collection.

If title not available you may select Hold or Wishlist

3



Tap OK to close message

Tap Play to open Audiobook

Tap Read to open eBook




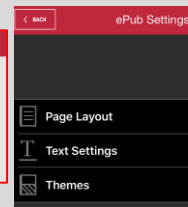
4

Audiobooks player offers options for playback speed, chapter listings, bookmarking, and sleep timer.



5

eBooks have viewing preferences including screen color, font, and bookmarking



6

Note: Scroll through content formats and specific titles or services to view featured items. You may also search for additional items and/or tap on a title cover to open a detail page and complete checkout.